



UnUsUaL™

飛凡有限公司 LIMITED

a **mm2** company
entertainment

FY2020

Results

Disclaimer

This presentation prepared by UnUsUaL Limited (the "Company") does not constitute, or form part of, an offer to sell or the solicitation of an offer to subscribe for or buy any securities, nor the solicitation of any vote or approval in any jurisdiction, nor shall there be any sale, issue or transfer of the securities referred to in this presentation in any jurisdiction in contravention of applicable law. Persons requiring advice should consult their stockbroker, bank manager, solicitor, accountant or other independent financial consultant.

This document is confidential and has been made available in confidence. It may not be reproduced, disclosed to third parties or made public in any way or used for any purpose other than in connection with the proposed investment opportunity without the express written permission of the Company.

This presentation should not be relied upon as a representation of any matter that an advisor or potential investor should consider in evaluating the Company. The Company and its related bodies corporate or any of its directors, agents, officers or employees do not make any representation or warranty, express or implied, as to the accuracy or completeness of any information, statements or representations contained in this presentation, and they do not accept any liability whatsoever (including in negligence) for any information, representation or statement made in or omitted from this presentation.

This document contains certain forward looking statements which involve known and unknown risks, delays and uncertainties not under the Company's control which may cause actual results, performance or achievements of the Company to be materially different from the results, performance or expectations implied by these forward looking statements. The Company makes no representation or warranty, express or implied, as to or endorsement of the accuracy or completeness of any information, statements or representations contained in this presentation with respect to the Company

It is acknowledged that the Company will not undertake any obligation to release publicly any revisions or updates to these forward-looking statements to reflect events, circumstances or unanticipated events occurring after the date of this presentation except as required by law or by any appropriate regulatory authority.

For Investor Relations/Media:



| emily@gem-comm.com

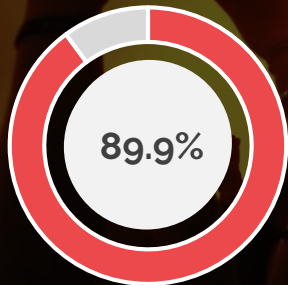
Financial Highlights

UnUsUaL™
飛凡有限公司 LIMITED
EXM2 company

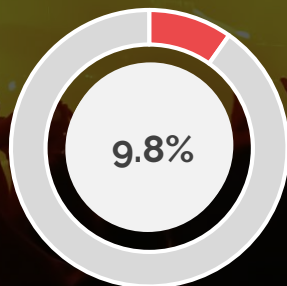
Income Statement Highlights	FY2020 (S\$m)	FY2019 (S\$m)	Change (%)
Revenue	61.9	56.9	8.8%
Gross Profit	13.1	22.9	(42.9%)
Net Profit	6.3	13.2	(51.9%)
Earnings Per Share (Cents)	0.62	1.28	(51.6%)

Financial Highlights

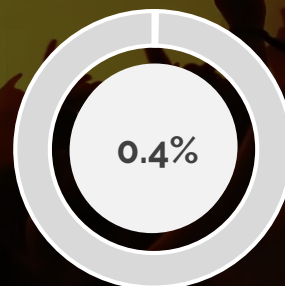
UnUsUaL™
飛凡有限公司 LIMITED
ixm2 company



Promotion

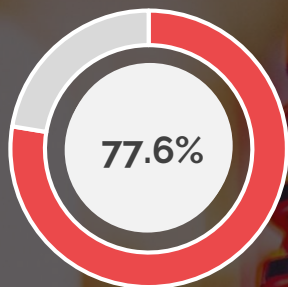


Production

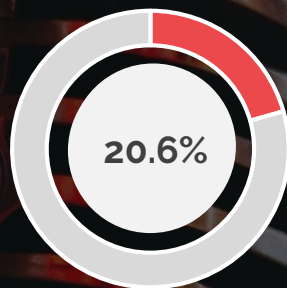


Others

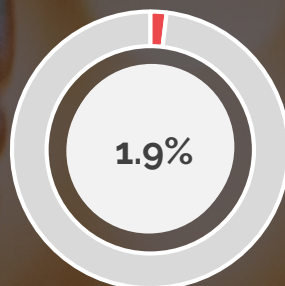
FY2020
Segmental
Revenue
Breakdown



Promotion



Production



Others

FY2019
Segmental
Revenue
Breakdown

Financial Highlights

UnUsUaL™
飛凡有限公司 LIMITED
EXM2 company



Geographical Revenue Breakdown

Others



FY2020 - 25%

Southeast Asia







FY2020 - 75%

Financial Highlights

UnUsUaL™
飛凡有限公司 LIMITED
fmm2 company

Number of Shows

Promotion	Production	Others	Grand Total
FY2019	FY2019	FY2019	FY2019
47	78	55	180
FY2020	FY2020	FY2020	FY2020
47	81	19	147
			

Financial Summary



YE 31 Mar S\$m	2015	2017	2018	2019	2020
Financials					
Revenue	26.1	33.9	46.4	56.9	61.9
Gross profit	7.9	11.9	17.9	23.0	13.1
Profit before tax	4.8	8.4	12.2	16.1	7.6
Net profit to owners	4.1	7.3	10.0	13.2	6.3
Margins					
Gross profit	30%	35%	38%	40%	21%
Profit before tax	18%	25%	26%	28%	12%
Net profit to owners	16%	22%	22%	23%	10%
Y-o-Y growth					
Revenue	46%	30%	37%	23%	8.8%
Gross profit	114%	50%	50%	28%	(42.9%)
Profit before tax	3287%	77%	45%	32%	(53.1%)
Net profit to owners	1122%	78%	37%	32%	(51.9%)
Financial ratios					
Net Debt/Equity	-48%	-83%	-46%	1%	13.7%

**Unusual changed their YE to 31 Mar from 31 Dec in 2016 (FY17 contain 15 months from 1 Jan 16-31 Mar 17)*

Contact Information



45 Kallang Pudding Road

#01-01 Alpha Building
Singapore 349317



(T) 6841 4555 | (F) 6841 0129



<http://www.unusual.com.sg>

